

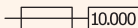






Residual current circuit breakers

Residual current circuit breakers EFI are used for protection against indirect touching of parts under voltage, for prevention of lasting voltage on earthed parts which should appear because of a defect in the electrical installation and for protection against direct contacts of parts under voltage in case of $I_{\Delta n} \leq 30\text{mA}$. Residual current circuit breakers can be used in TN-S, TN-C, TT and IT network systems or with other words in all systems where neutral and protective conductor are separated (VDE 0100 Part 410).

Types - Our programme comprises residual current circuit breakers which are sensitive to alternating residual current (AC-type) and residual current circuit breakers which are sensitive to alternating and pulsating direct current (A-type).

		EFI 2			EFI 4			
		type A	type AC	type G	type A	type AC	type S	type G
	For alternating residual current		✓	✓		✓	✓	✓
	For alternating and pulsating direct residual current	✓			✓			
	Short-circuit capacity with back-up fuse	✓	✓	✓	✓	✓	✓	✓
	lower temperature limit of application -25°C	✓	✓	✓	✓	✓	✓	✓
	VDE 0664, part 1 (up to 80 A)	✓			✓			
	Selective (time delayed min. 40 ms)						✓	
	Short time delayed (min. 10 ms)			✓				✓

Note: Tripping time according to standard IEC 61008

Residual current circuit breakers

Residual current circuit breaker EFI-2

Rated residual current 0,03 - 0,5 A	Rated current 16 - 80 A	Type A, AC, G
---	-----------------------------------	-------------------------

EFI-2 type A, EFI-2 type AC

I_n [A]	$I_{\Delta n}$ [A]	number of poles	code No. A	code No. AC	weight [g]	packaging [pcs]
16	0,03	2	002062521	002062121	229	1/54
25	0,03	2	002062522	002062122	229	1/54
40	0,03	2	002062523	002062123	229	1/54
63	0,03	2	002062524	002062124	244	1/54
80	0,03	2	002062525	002062125	244	1/54
100	0,03	2	002062530	002062531	244	1/54
16	0,1	2	002063521	002063121	223	1/54
25	0,1	2	002063522	002063122	223	1/54
40	0,1	2	002063523	002063123	223	1/54
63	0,1	2	002063524	002063124	227	1/54
80	0,1	2	002063525	002063125	230	1/54
100	0,1	2	002062532	002062533	230	1/54
16	0,3	2	002064521	002064121	223	1/54
25	0,3	2	002064522	002064122	223	1/54
40	0,3	2	002064523	002064123	223	1/54
63	0,3	2	002064524	002064124	227	1/54
80	0,3	2	002064525	002064125	230	1/54
100	0,3	2	002062534	002062535	230	1/54
16	0,5	2	002065521	002065121	223	1/54
25	0,5	2	002065522	002065122	223	1/54
40	0,5	2	002065523	002065123	223	1/54
63	0,5	2	002065524	002065124	227	1/54
80	0,5	2	002065525	002065125	230	1/54



16 - 80 A



100 A

Residual current circuit breaker EFI-4

Rated residual current 0,03 - 0,5 A	Rated current 16 - 80 A	type A, AC
---	-----------------------------------	----------------------

EFI-4 type A, EFI-4 type AC

I_n [A]	$I_{\Delta n}$ [A]	number of poles	code No. A	code No. AC	weight [g]	packaging [pcs]
16	0,03	4	002062541	002062141	393	1/27
25	0,03	4	002062542	002062142	393	1/27
40	0,03	4	002062543	002062143	393	1/27
63	0,03	4	002062544	002062144	400	1/27
80	0,03	4	002062545	002062145	407	1/27
100	0,03	4	002062150	002062151	407	1/27
16	0,1	4	002063541	002063141	393	1/27
25	0,1	4	002063542	002063142	393	1/27
40	0,1	4	002063543	002063143	393	1/27
63	0,1	4	002063544	002063144	400	1/27
80	0,1	4	002063545	002063145	407	1/27
100	0,1	4	002062152	002062153	407	1/27
16	0,3	4	002064541	002064141	364	1/27
25	0,3	4	002064542	002064142	364	1/27
40	0,3	4	002064543	002064143	364	1/27
63	0,3	4	002064544	002064144	372	1/27
80	0,3	4	002064545	002064145	372	1/27
100	0,3	4	002062154	002062155	372	1/27
16	0,5	4	002065541	002065141	364	1/27
25	0,5	4	002065542	002065142	364	1/27
40	0,5	4	002065543	002065143	364	1/27
63	0,5	4	002065544	002065144	372	1/27
80	0,5	4	002065545	002065145	372	1/27



16 - 80 A



100 A

* Na voljo je tudi izvedba s polom N na levi strani.



EFI-4 tip S

I_n [A]	$I_{\Delta n}$ [A]	number of poles	code No. A	code No. AC	weight [g]	packaging [pcs]
40	0,3	4	859443410	002064243	400	1/27
63	0,3	4	859643416	002064244	400	1/27

EFI-4 tip G

I_n [A]	$I_{\Delta n}$ [A]	number of poles	code No. AC	weight [g]	packaging [pcs]
40	0,03	4	854088816	320	1/27

ETI also manufactures tripping relays used in residual current circuit breakers – the range of products and their technical data is available in technical information published separately.

Accessories for residual current circuit breakers EFI (16 - 80 A)

The PS EFI is fixed to EFI series switches. The width of the device is 9 mm, other dimensions are in compliance with EFI switches. The auxiliary switch PS EFI is used for the remote signalling of the state of contact's condition (closed/open) of EFI switches. During fitting, the EFI must be switched off.



Auxiliary Switch PS EFI

type	contact	code No.	weight [g]	packaging [pcs]
PS EFI - MD	b-contact/a-contact	002069001	50	1/12
PS EFI - 2M	2 x b-contact	002069002	50	1/12
PS EFI - 2D	2 x a-contact	002069003	50	1/12

a - contact = make contact (NO)
b - contact = break contact (NC)

Sealing piece EFI-2

code No.	weight [g]	packaging [pcs]
002069011	2	2

Sealing piece EFI-4

code No.	weight [g]	packaging [pcs]
002069012	3	2

Shunt trip release DA EFI

tip	code No.	weight [g]	packaging [pcs]
	002069004	45	1/12